


CHURCH STAINED GLASS RESTORATION

Preservation of Church Stained Glass: Strategies and Techniques


Understanding Church Stained Glass Restoration

Successful preservation of church stained glass requires a well-versed understanding of its historical value and intricacies. Each piece tells a story and reflects craftsmanship that needs special attention. Restoration experts evaluate the condition of the glass using non-invasive methods to identify potential issues. They need to have deep knowledge about various glass types and leading restoration practices. This initial assessment ensures that subsequent preservation efforts respect the original artistry and maintain the cultural heritage of the religious site.



Comprehensive Cleaning and Protection Techniques

Preserving church stained glass begins with careful cleaning techniques to remove dust, grime, and residues built up over time. Using gentle, pH-neutral solutions helps prevent deterioration of the glass and the paint it bears. The process needs to be meticulously executed to avoid scratching the surface. Protective barriers or films are often applied post-cleaning to shield the glass from environmental damage. This careful approach maintains the integrity of the stained glass, ensuring its longevity and aesthetic appeal.



CHURCH STAINED GLASS RESTORATION

Expert Repair and Stabilization Methods

Repairing church stained glass involves meticulous strategies for stabilizing and mending it. Small cracks and broken sections are expertly reconstructed using in-kind materials to preserve the visual continuity. Copper foiling or lead soldering might be employed to fortify weakened joints. Each repair is done thoughtfully to prevent further damage. This process not only restores the stained glass to its former glory but also ensures it remains a stable fixture within the church's architectural framework, safeguarding its historical narrative.




Ensuring Structural Integrity of Installations

The stability of church stained glass windows is crucial. Inspecting and repairing the supporting structures ensures they can safely hold the glass. This involves reinforcing the frames and checking the integrity of the masonry. Skilled professionals evaluate wooden or metal frameworks for signs of decay or weakness, executing necessary repairs or replacements. By ensuring the structural integrity, the restoration process protects the stained glass from external stressors, maintaining its splendid beauty and structural strength over time.



CHURCH STAINED GLASS RESTORATION



Ongoing Maintenance and Preservation Planning

Maintaining the condition of restored church stained glass is an ongoing task. Creating a comprehensive preservation plan is essential for long-term care. Scheduled inspections and cleanings, tailored to the glass's specific needs, help catch issues early. Climate control within the building is crucial, as fluctuations in temperature and humidity can lead to deterioration. Educating church caretakers about basic maintenance empowers them to act promptly if issues arise. This proactive approach ensures the lasting beauty and historical fidelity of the stained glass.

Get in touch!

For your free siding estimate

Preserving stained glass windows is integral to maintaining the beauty and heritage of church architecture. Utilizing effective strategies and techniques can ensure these vibrant artworks stand the test of time. At Church Stained Glass Restoration, we are dedicated to providing expert care for your stained glass needs. For more information on how we can assist you, please [contact us](#) at (720) 835-2165.

